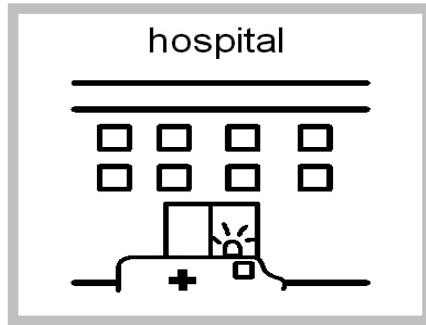


If you have any comments about this leaflet or the service you have received you can contact :



Designation/Department  
Huddersfield Royal Infirmary  
Acre Street  
Lindley  
Huddersfield  
HD3 3EA



Telephone No. (01484) 342000

[www.cht.nhs.uk](http://www.cht.nhs.uk)

If you would like this information in large print, braille, audio tape, CD or in another language contact the above.

NHS Direct  
Tel: 0845 4647

Website: [www.nhsdirectnhs.uk](http://www.nhsdirectnhs.uk)



**Calderdale and Huddersfield NHS  
Foundation Trust is smoke free  
across all grounds and buildings.**

## Radiology Department

# Having a Video Swallow



*'Providing the very best care for our patients'*



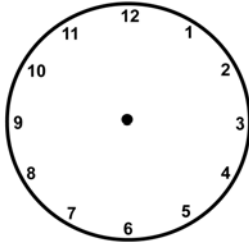


# Having a Video Swallow

Name:

Date of Birth:

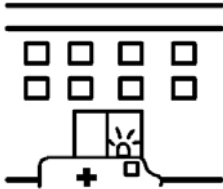
Hospital Number:



The time of your appointment for your video swallow is

.....

hospital




You appointment is at

.....

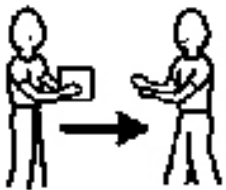


You are coming for a video swallow.

At the main reception someone can show you the way to the x-ray department.



You should have a card or letter to bring with you.



Give your card or letter to the receptionist.



You can sit in the waiting room until it is your turn.



Shelley eating a biscuit for her x-ray

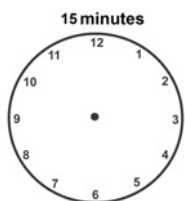


You will be asked to swallow some white liquid.



They will take some x-rays while you are swallowing it.

You might be asked to eat some yoghurt and a biscuit too.




It will take around 15 minutes.



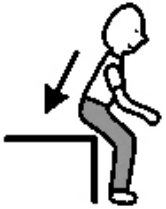
You can discuss your results with the Speech Therapist before you go.



Shelley at reception



You can put an apron on to protect your clothes from any spills.



You will be asked to sit on a platform which is attached to the x-ray machine.



It is just like having your picture taken.



It does not hurt.



You should try and stay as still as you can.



Shelley having an x-ray