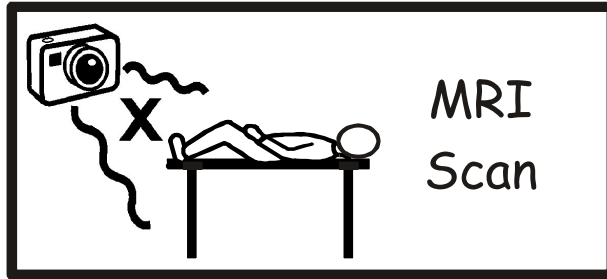



MRI Scan



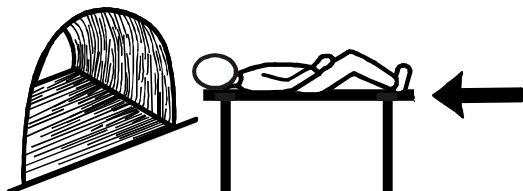
A machine will take pictures of the inside of your body.



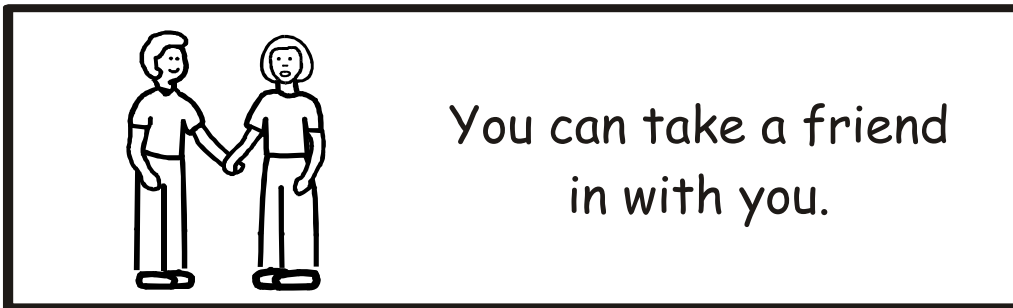


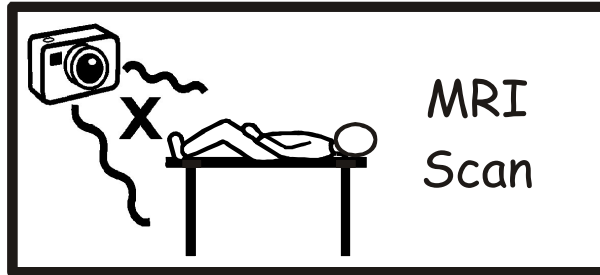
You must take off anything that is metal.



You will have to lie on a bed.



The bed will move through a tunnel.



MRI Guidance Notes for Health Professionals

What is an MRI scan?

An MRI scanner is a large cylinder with a couch that moves backwards and forwards through a 'tunnel'. The pictures are taken from inside the cylinder. The machine is in a special room to keep out radio waves as these interfere with the scan.

How does it work?

An MRI scan uses magnetism instead of x-rays to build up a picture of the inside of the body. It is used to view cross sections of the body and is completely painless but rather noisy. The noise is like a loud clanging inside the cylinder and lasts throughout the scan.

What will happen?

- The patient should go to the department reception and wait for their name to be called out.
- They will be shown to a cubicle and asked to remove their outer clothes and put on a hospital gown.
- The patient may be given a special dye by injection. This will make the scan look clearer.
- The patient will be asked to lie still.
- There is an intercom that the radiographer will talk to the patient through.
- The scan will last between 30 minutes to an hour.

Preparation for the scan

Some MRI scans need special preparation beforehand. (see below)

Food and Drink

The patient may be asked not to eat for at least an hour before the scan. They may also be asked not to drink tea, coffee, alcohol or soft drinks containing caffeine (cola etc) for two hours before.

Smoking

The patient may be asked not to smoke for two hours before the scan as it can affect blood flow.

Can an MRI scan be dangerous?

No, but there are some people who cannot have an MRI. The scan uses magnetism, so metal affects it. If the patient has certain metal surgical clips, metal pins or plates or a pacemaker then an MRI scan will not be appropriate.

The results

It can take time for the results of the scan to come through. If the patient has not heard within a couple of weeks ring the GP surgery to see what is happening.